

SpyGlass™ Lens and ViewPorts

An effective, safe, patented UL- and CSA-approved method for inspecting electrical cabinet interiors while cabinets are closed and under electrical load.



Features

- SpyGlass Lens Views Entire Cabinet Through 0.5" ViewPort Aperture
- A Safer, Easier Way to Inspect Electrical Cabinets—With Door Closed
- Mikron ViewPorts comply with IEEE Std. C37.20.2-1999
- No Downtime Required to De-Energize Circuits for Inspection
- ViewPorts Are Easy to Install and Virtually Maintenance-Free
- Suitable for Both Low- and High-Voltage Applications (480 Volts and Up)
- Offers 53°H x 40°V (66°Diagonal) FOV
- SpyGlass Attaches to Mikron M7500, 7600PRO or M78XX Cameras
- Economical ViewPort Prices, Starting at \$50.00 each



Mikron ViewPort

Mikron SpyGlass™ Lens and ViewPorts



SpyGlass Lens in Use



Thermal Image as Seen Through SpyGlass™ Lens

SpyGlass™ Lens Provides a Solution to Tedious, Dangerous Inspections

Hotspots in electrical cabinets can be quickly pinpointed while circuits are energized and under load, using Mikron's SpyGlass™ Lens and economical ViewPorts.

Raising the safety and convenience standard for thermal inspections, the SpyGlass™ Lens and ViewPort encourage frequent examinations of electrical switchgear because—with cabinet doors closed—no downtime is required to de-energize circuits for safety reasons.

Hardy Protective SpyGlass™
Carrying and Shipping Case



Characteristics of the solution:

- Permits thermal inspection of electrical switch gear without opening the enclosure and disconnecting circuits.
- Views entire scene through a 0.5" (13mm) diameter hole in the cabinet.
- Offers 53°H x 40°V (66° Diagonal) Field of View.
- Provides minimum focus range of 3".
- Large depth of field reduces the need to re-focus for different cabinet depths.
- Provides Temperature Measurement accuracy: $\pm 3^{\circ}\text{C}$
- Weighs only 1.14 lbs. and measures 6.4" (long) x 2.75" (Diameter)
- Attaches to the Mikron 7500, 7600 or 78XX camera thus making the camera a multi-purpose imager.
- SpyGlass™ lens and ViewPorts are patented under US Patent No. 6,798,587 B2

SpyGlass™ Lens (Part Number 19440-1)

The SpyGlass™ Lens is a "fisheye lens," with its wide field of view (53° horizontal by 40° vertical, 66° diagonal,) allows easy scanning of the interior of the electrical cabinet through the ViewPort, providing a temperature measurement accuracy of $\pm 3^{\circ}\text{C}$.

The SpyGlass™ Lens attaches to Mikron's M7500 industrial process-control camera. It also attaches to Mikron's premium PPM inspection camera, the 7600PRO, and Mikron's economical PPM cameras, the M78XX. No matter which camera the SpyGlass is used with, it allows the user to view the entire electrical panel interior from just inches away.

With a minimum focus range of three inches (3"/8 cm), and large depth of field, the SpyGlass™ Lens reduces the need to re-focus for different electrical cabinet depths.

Mikron's M7800 with
SpyGlass™ Lens

Mikron's 7600PRO with
SpyGlass™ Lens



SpyGlass™ ViewPorts

The unique design of the ViewPort uses only a 0.5 inch aperture, maintaining the integrity and safety rating of the cabinet. ViewPorts have no metal screen barrier--barriers can skew thermal readings, or break and compromise safety. The ViewPort is unaffected by moisture, dirt, UV and corrosive environments.

Unlike an infrared window, it never needs cleaning or replacement glass. When used with the plastic-tipped SpyGlass™ lens, there is no "path to ground" through the camera, enhancing operator safety.



SpyGlass™ Standard ViewPort Model 20110-3

The SpyGlass Standard ViewPort design contains two o-rings for the purpose of insuring that the addition of this assembly still maintains complete immunity to dust and water penetration to the inside of the cabinet.



SpyGlass™ Lockable ViewPort Model 20110-2

The Lockable ViewPort design contains three o-rings for the purpose of insuring that the addition of this assembly still maintains complete immunity to dust, water, and oil penetration to the inside of the cabinet. The keyed locking feature prevents unauthorized opening of the ViewPort protective cover.



SpyGlass™ Lockable ViewPort with Window Model 20110-1

The Lockable ViewPort with Window design includes an infrared window and contains four o-rings for the purpose of insuring that the addition of this assembly still maintains complete immunity to dust, water, and oil penetration to the inside of the cabinet. This model also provides the keyed locking feature, which prevents unauthorized opening of the ViewPort protective cover.

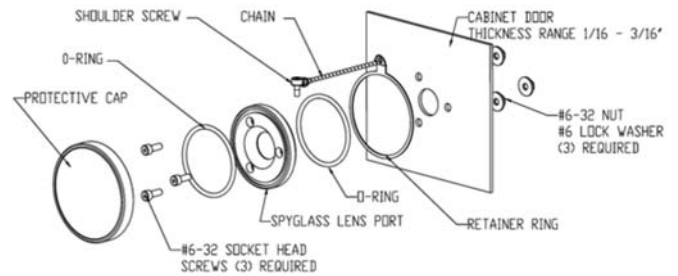
Design and Approvals:

All three styles (illustrated above) of the patented Mikron ViewPorts have received UL approval for use in the United States and Canada. Furthermore, they have received CSA approval. They also comply with IEEE Std. C37.20.2-1999. The ViewPorts are designed for use with NEMA Type 1, 2, 3, 3R, 4, 5, 12, 12K, and 13 enclosures. They are available in three styles, with a list price starting at \$50.00 US. All styles of Mikron ViewPorts are approved for installation at the OEM level, or as a retrofit in the field.

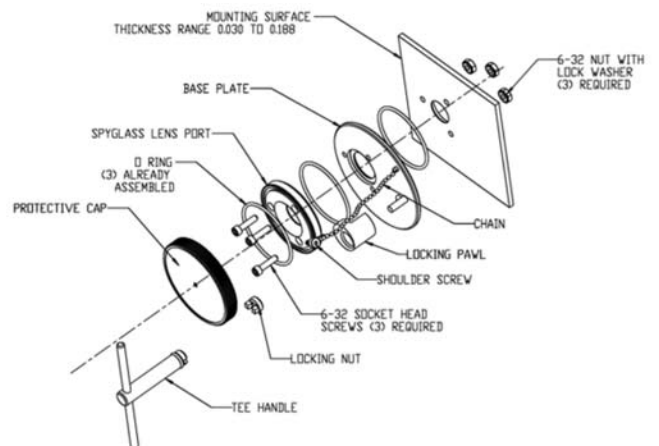
Technical Data:



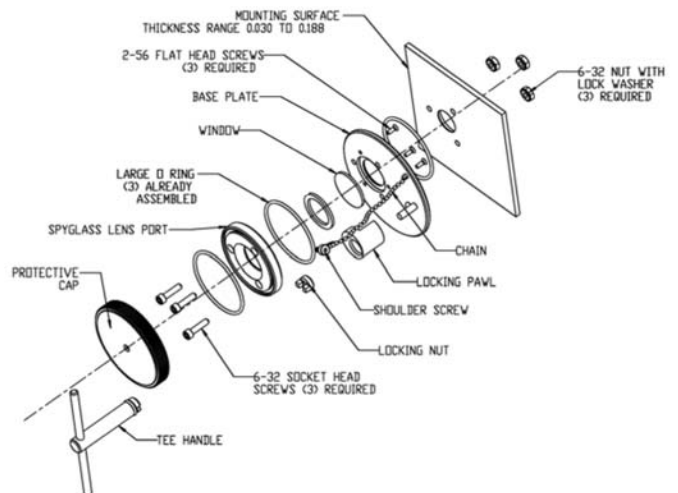
**SpyGlass™
Standard
ViewPort
Model 20110-3**



**SpyGlass™
Lockable
ViewPort
Model 20110-2**



**SpyGlass™
Lockable
ViewPort with
Window Model
20110-1**



LUMASENSE TECHNOLOGIES Company

Specifications subject to change without notice. Mikron is a registered trademark of LumaSense Technologies. All other marks are the properties of their respective owners. All rights reserved. © 2008 LumaSense Technologies, Inc.

ph 201-405-0900 • fx 201-405-0900 • mikroninfo@lumasenseinc.com • www.mikroninfrared.com